





Castle Newnham School

TRADITIONAL VALUES, BRIGHT FUTURES, ONE JOURNEY

SEND INFORMATION REPORT 23-24

PARENTS/CARERS INFORMATION

Governors' Committee:	Full Governing Body
Adopted by the Governing Body on:	19 July 2023
Signed: (Chair of Committee)	
Signed: (Headteacher)	
Proposed date of review:	July 2025

Introduction

All maintained schools within Bedford Borough have a similar approach to meeting the needs of students with Special Educational Needs and are supported by the Local Authority (LA) to ensure that all students, regardless of their specific needs of students with Special Educational Needs and Disabilities are being met in a mainstream setting wherever possible.

The 4 broad areas of need are:

- Communication and Interaction
- Cognition and Learning
- Social, Emotional and Mental Health Difficulties
- Sensory and Physical Needs

What is the Local Offer?

The LA Local Offer:

- The Children and Families Bill became legislation in 2014. LA's and schools are, as a result, to publish and keep under review information about services they expect to be available for the children and young people with Special Educational Needs & Disabilities (SEND) aged 0-25. This is known as the 'Local Offer'
- The intention of the Local Offer is to improve choice and transparency for families. It will also be an important resource for parents/carers in understanding the range of services and provision in the local area.

The School SEND Information Report

Our vision is for a highly successful educational journey through which each of our pupils can flourish in a safe, happy and stimulating school community from age 3-16. We set and ensure high expectations of ourselves and of others as we strive to teach knowledge and inspire curiosity about the world. We encourage positive attitudes, contribution to community, resilience, creativity, integrity and kindness.

How does the setting/school/college know if children/young people need extra help and what should I do if I think my child/young person may have special educational needs?

At Castle Newnham School, members of staff use a variety of sources to gain information about a child. For example: parent conversations, information from their teachers, feedback from colleagues from other agencies who may be involved with the child and previous settings if appropriate. These conversations, along with data and personalised assessments of the child, helps the Primary and Secondary SENDCOs and class teachers to determine the needs of pupils.

Professionals in school use the guidance in the Code of Practice (2015) to assist them in determining whether a pupil may have a Special Educational Needs or a Disability (SEND). In addition to this, the attainment of every pupil in the school is monitored regularly. If the school is concerned the pupil is not making enough progress and we think it may be due to a Special Educational Need, relevant assessments will be carried out and families will be involved in decision making about any support that is provided.

If you have any concerns about your child, we would encourage you to speak to your child's teacher or form tutor in the first instance. They will listen and try to help and direct you to other colleagues if appropriate.

The tutor and subject teachers are responsible for:

- Checking on progress of your child and identifying, planning and delivery of any additional help your child may need (this could be targeted work or additional support) and letting the Special Education Needs/Disabilities Co-ordinator (SENDCo) know as necessary.
- Personalised teaching and learning for your child as identified on the school's provision map.
- Ensuring the school's SEND policy is followed in their classroom and for all the students they teach with any SEND.

If you would like to contact a member of the SEND team directly, you should contact Miss Emily Allen (Primary SENDCO) for Primary aged pupils on 01234 300800 or sendpri@castlnewnham.school

or

Mrs Cat Magee (Secondary SENDCO) for Secondary aged students on 01234 303403 or cmagee@castlnewnham.school

How will early years setting/school/college staff support my child/young person?

All teachers at Castle Newnham are teachers of children with SEND and get to know the students they teach very well. They will support students in their classes by personalising their lessons in response to a child's need.

Where appropriate, students may receive extra support from Learning Support Assistants (LSAs) or the Student and Family Support Workers. The frequency and intensity of this work will depend on the needs of the student. LSAs are based in the classroom primarily and will support students with their learning on a daily basis. LSAs are deployed on a personalised, flexible basis to ensure a student has the necessary support to achieve but enough freedom to become an independent, resilient learner.

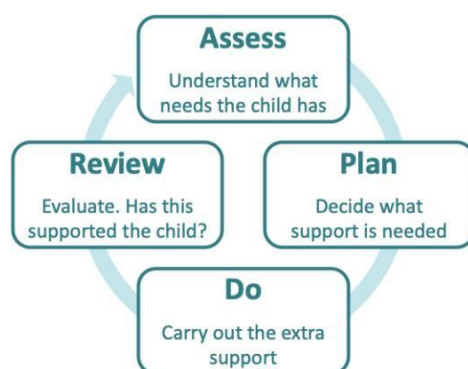
We can offer additional support in school for behaviour, social skills, learning needs, attendance and exams. Additional support is provided on a flexible, individual basis and students may be supported by a variety of different colleagues in school

depending on their needs.

How will the curriculum be matched to my child's/young person's needs?

Adaptations to the curriculum and learning environment are considered on a personalised basis every year. In the primary phase, the curriculum will be personalised and adapted on a continual basis by the class teacher in response to a child's needs and progress they are making.

In the secondary phase, subject leaders will regularly meet with individual subject teachers and analyse the students' attainment data to identify students who may need adaptations to the curriculum. They will then co-ordinate this provision in conjunction with members of subject staff in their department. This is met through assess, plan, do, review cycle:



We will always try to adapt the curriculum to meet a student's needs where reasonably possible. We work closely with advisory services, such as the visually and hearing impaired team, and liaise with these agencies if adaptations to the school environment are required. Support is given on an individualised basis to students to ensure their needs are met.

We also have two SEND teachers within the Federation who work with individuals and groups of pupils who need more significant support to access the curriculum because of their learning difficulties. They are able to tailor the support they provide to ensure pupils are developing key skills to enable them to be successful learners.

When students choose their GCSE options, personalised pathways are available depending on the need of the pupil but may include more vocational options which prepare them for the world of work.

How will both you and I know how my child/young person is doing and how will you help me to support my child's/young person's learning?

We are very proud of the progress our students make in their time with us. The attainment of every student in the school is monitored regularly with more formal

assessment points each term. As part of this cycle, the achievement and attainment of students with Special Educational Needs and Disabilities (SEND) are analysed and any students who are not making the progress we expect are identified and additional support or intervention work is put in place. The impact of any additional support or intervention is reviewed termly by the Primary and Secondary SENDCOs to ensure the student is receiving the correct level of support to enable them to make progress but still have the freedom to become an independent, resilient learner.

Regular meetings take place between the Primary and Secondary SENDCOs, learning support team and class, subject and form teachers to ensure any issues are identified as quickly as possible. In addition, open lines of communication with families mean that successes or problems with provision can be highlighted to school by family members. Castle Newnham also uses a variety of methods to assess, evaluate and monitor other skills related to social and emotional aspects of learning and mental health. Personalised provision is monitored carefully with standardised assessments, where appropriate, and regular reviews by the members of staff involved with supporting the child.

Reports are sent home to parents regularly and parents' evenings are held throughout the year.

What support will there be for my child's/young person's overall wellbeing?

All students receive pastoral support from their class or form teacher. If a student needs a higher level of support they may work with our Pupil and Family Support Workers. The Pupil and Family Support Workers work with students on an individual or small group basis with a focus on productive activities such as cooking, outdoor education and sports.

During their time at Castle Newnham students follow a Personal Development (PD) curriculum. This curriculum is designed to enable pupils to develop personal resilience, accept differences, cope with the challenges of adolescence, prepare for adult life and participate in sex and relationship education.

In the primary phase this also includes a whole-school approach to mental health and wellbeing that we run in conjunction with a charity, The Mind Map. The programme develops resilience, emotional literacy and provides students with the opportunity to talk to key adults in school.

In the secondary phase, we work with outside agencies to provide workshops relevant to students at their particular age and stage.

What specialist services are available at or accessed by the setting/school/college?

Castle Newnham is committed to inclusion; Primary and Secondary SENDCOs and members of staff have experience in supporting students with a variety of needs that may present themselves in a mainstream school. We do not have a 'specialism' in supporting students with a particular type of need; we

support all students' additional needs on an individual basis.

The Secondary SENDCo holds the National Award in Special Educational Needs Co-Ordination and has experience in working with students with a variety of needs that may present themselves in an inclusive school. In addition, both the Primary SENDCo and the Assistant SENDCo are undergoing their training. Further, our SEND administrator is undergoing the training to be the qualified Access Arrangements Assessor.

As well as having colleagues who provide additional support in school, Castle Newnham regularly works with a variety of outside agencies from health, therapy and social care including:

- o Educational Psychologists
- o Autism Spectrum Advisory Team
- o SEND Outreach Advisory Team
- o Speech & Language Therapy Team
- o Child and Adolescent Mental Health Service
- o Hearing Impaired Team
- o Visual Impaired Team

This list is not exhaustive and Castle Newnham is committed to communicating and working with professionals involved with a child or family to ensure a joined up approach to support.

What training have the staff supporting children and young people with SEND had? Are any being trained currently?

All members of staff are committed to continuing professional development and regularly participate in formal and informal training opportunities where they are able to share good practice and learn new strategies and techniques to support pupils with SEND. In addition to the five staff training days across the academic year, members of staff are part of weekly briefings, department meetings and staff meetings which serve as a way to share information about students and discuss and plan ways to support their needs. In addition to this, training can be given in response to the specific needs of students where appropriate and this can be delivered by outside agencies or by the Primary or Secondary or SENDCo.

How will my child/young person be included in activities outside this classroom including school trips?

Castle Newnham is committed to ensuring students are given as many different opportunities as possible in their time with us. This includes the opportunity to go on trips and be involved in extracurricular activities and school events.

Involvement of students with SEND in extra-curricular visits are monitored through event requests to ensure they are provided with equal opportunities. Castle Newnham is an inclusive school and wherever possible will ensure students with SEND are able to access activities outside of the classroom including school trips.

Any specific need students may have will be considered when planning trips and appropriate risk assessments and conversations with parents will take place where necessary. Support for trips is deployed on an individual basis in response to a child's needs.

A variety of extra-curricular activities take place during break, lunch and after school throughout the week at Castle Newnham. Attendance at these clubs is open to all students. If necessary, support can be arranged to enable participation in these activities for children with specific needs.

How will the setting/school/college prepare and support my child/young person to join the setting/school/college or the next stage of education and life?

Castle Newnham has a whole school approach to careers education and guidance which SEND students are fully involved in, with support if necessary. In addition, students with EHCPs are further supported through preparing for adulthood outcomes in their EHCPs.

We also have links with Post-16 institutions including Bedford College.

How are the setting's/school's/college's resources allocated and matched to children's/young people's special educational needs?

The school's resources are allocated on a personalised basis. If your child has an EHCP, resources are allocated according to provision in their plan. If your child does not have an EHCP, resources are allocated in consultation with teaching staff, parents and other professionals (where relevant) to ensure that a student's needs are met.

How is the decision made about what type and how much support my child/young person will receive?

Castle Newnham uses the guidance in The Code of Practice (2015) to determine what support is best for a student who may need additional support. This includes using the assess-plan-do-review cycle.

The first step of this cycle is to assess a pupil's need using a variety of information, including assessment data, conversations with teachers and parents, observations and information from other professionals (where appropriate). The provision and support is then planned carefully with school staff and families and then carried out for a period of no less than six weeks. At the end of the 'do' period, the support is reviewed and evaluated and support that is working is kept in place and any support that may need adapting is discussed and considered further.

If a child has an EHCP, the support they receive is informed by the provision in their plan.

How are parents involved in the setting/school/college? How can I be involved?

The school website contains important information including school policies and information on events throughout the year. We also have a twitter feed which can be accessed from the school website via the news and events page which is updated regularly. A report with information about student achievement is issued to parents annually and parents' evenings take place at least once a year. These evenings provide an opportunity for a detailed discussion about the progress your child is making with a class or subject teacher.

Other information evenings take place over the course of the year and have included topics such as SATs preparation, GCSE options and reading with children.

In addition to more formal opportunities to consult with parents, the school encourages a close relationship with parents and members of staff including the Primary and Secondary SENDCOs, class and form teachers will always take the time to discuss your child's needs with you. We encourage parents to get in touch with us if they have any concerns or want to discuss their child's progress and we are always happy to respond to queries.

How is the school's Governing Body involved and what are their responsibilities?

Castle Newnham's Governing Body is accountable for ensuring that the school meet statutory responsibilities in SEND. The Governing Body, in collaboration with the Principal, determines the school's general policy and approach to provision for pupils with SEND. A governor serving on the panel will be named as having responsibility for overseeing SEND provision within the school. The SEND governor will liaise with the Assistant Principal for Curriculum & Standards and report back to the full governing body. The Governing Body functions are set out in section 29 of the Children's and Families Act 2014. The SEND Governor for this school is Suzaan Jenkinson.

Further information

Relevant support may include:

<https://localoffer.bedford.gov.uk/kb5/bedford/directory/home.page>

<https://www.bbpcf.org.uk> - Bedford Parent Forum

<https://www.facesbedford.org/> - Faces: Family and Children Early-help Services

<https://www.autismbedfordshire.net/> - Autism Bedfordshire

<https://www.bedford.gov.uk/earlyhelp> - Early Help